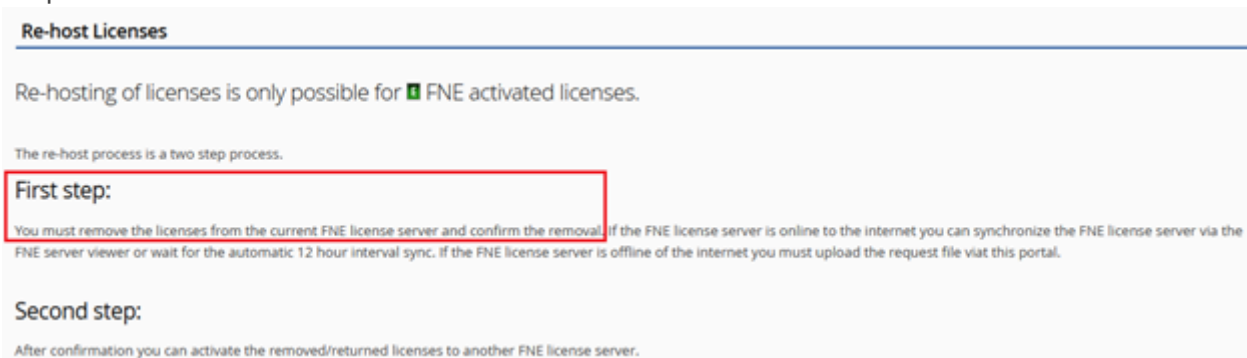


Removing bridging license from FNE license server

This can be done via **License Portal**:

1. Log in to the license portal and click on the “License Management” tab.
2. Then select **Re-host Licenses**, the first step of rehosting is always removing the licenses from the server first. Which will be used to remove the bridging license, and the second step will not be executed.



Re-host Licenses

Re-hosting of licenses is only possible for **FNE** activated licenses.

The re-host process is a two step process.

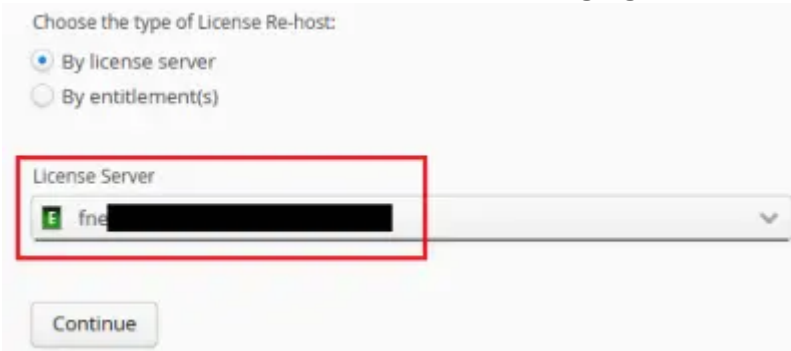
First step:

You must remove the licenses from the current FNE license server and confirm the removal. If the FNE license server is online to the internet you can synchronize the FNE license server via the FNE server viewer or wait for the automatic 12 hour interval sync. If the FNE license server is offline of the internet you must upload the request file via this portal.

Second step:

After confirmation you can activate the removed/returned licenses to another FNE license server.

3. Select the **FNE server** on which the bridging license is activated:



Choose the type of License Re-host:

By license server

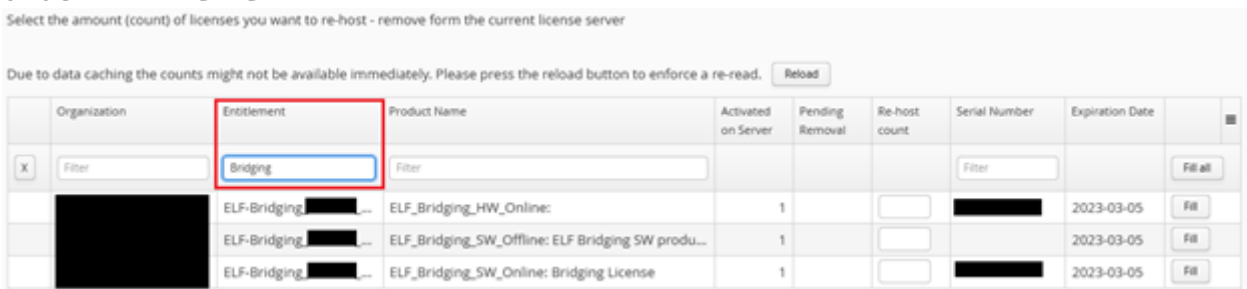
By entitlement(s)

License Server

fne

Continue

4. Continue to the **license selection part** and search for “**Bridging**” in the filter segment under “**Entitlement**”:



Select the amount (count) of licenses you want to re-host - remove form the current license server

Due to data caching the counts might not be available immediately. Please press the reload button to enforce a re-read.

Organization	Entitlement	Product Name	Activated on Server	Pending Removal	Re-host count	Serial Number	Expiration Date	
<input type="checkbox"/>	Filter	Filter				Filter		<input type="button" value="Fill all"/>
	ELF-Bridging	ELF_Bridging_HW_Online:	1				2023-03-05	<input type="button" value="Fill"/>
	ELF-Bridging	ELF_Bridging_SW_Offline: ELF Bridging SW produ...	1				2023-03-05	<input type="button" value="Fill"/>
	ELF-Bridging	ELF_Bridging_SW_Online: Bridging License	1				2023-03-05	<input type="button" value="Fill"/>

5. **Select** the licenses and fill in the amount that will be removed.
6. Continue with the selection and remove the bridging license. The appropriate FNE server needs to be synchronized, if it is online or for the case it is offline, you need to download

the bin file and upload it via the FNE server viewer of the appropriate FNE server. This will remove the bridging license from the FNE server.

Remember this is the rehost process, but we're only completing step one, which is to remove the bridging license.

Smartest must be restarted afterwards to ensure its working with the correct licenses.

Revision #1

Created 2025-10-15 09:53:11 CEST by Ekaterina Nikitina

Updated 2025-10-15 09:53:11 CEST by Ekaterina Nikitina