




License Portal reference




For license activation, license overview, FNE license rehosting, the license data is presented in a table. This topic describes the column titles, icons and action controls.




Column Titles and icons

Titles	
Product	Entitlements with features and S&S licenses. Demo licenses are associated with a tester. Manually enter the system serial number.
Total	Total number of available licenses for the associated product.
Already activated	Number of activated licenses from the total available for the associated product.
Remaining	Number of licenses available for activation from the total available for the associated product.
Activate	Enter the number (count) of licenses that you want to activate from the total available for the associated product.
Serial Number	System serial number automatically entered from the associated entitlement ID. One-time SmarTest update licenses require manual entry of the serial number and selection of the software version. Demo licenses are associated with a tester. Manually enter the system serial number.
SW Version	SmarTest software version with which the license is associated.
Start Date	Date from which the license is active. Click on the calendar icon and select a date from the calendar displayed:  23.09.2018 <div data-bbox="815 1697 1485 1948" style="border-left: 2px solid #00AEEF; padding-left: 10px;"><p>Note: Demo licenses are time-limited. A start date must be selected. If you are using 30 day licenses sequentially, enter count 1 and specify a start date. After generating the first license, start the simple activation again and re-enter count 1 and the next start date.</p></div>

Titles	
Expiration Date	Date when the license expires (at 24:00 midnight). For example, if the expiration date is 2024-06-30, the license expires at midnight (end of the day) on 30-June-2024.
Organization	Customer name. As some customers have several sites, a customer can have several organization names.
Org ID	Unique (numeric) identifier of the organization name of the customer.
Entitlement	A unique identifier for a specific entitlement. Available on the entitlement certificate and is required for license activities such as activating licenses.
License Server	License server to which the license is activated or shall be activated.
Pending Removal	<i>For FNE rehosting only:</i> If a number is displayed in this field, the removal of licenses from the original FNE license server has not yet been confirmed with the Licensing Back-Office. As long as a pending removal value is displayed, these licenses cannot be activated to another FNE license server.
Re-host count	<i>For FNE rehosting only:</i> Enter the number (count) of licenses that you want to remove from the FNE license server to activate the licenses to another FNE license server.
	FNE license server.
	FNP license server.

License Management portal controls

Control	Description
Column sort	Click on a column header to sort the table entries in accordance with the column values.
Filter	Field used to filter the Product list by text string.
	Click to remove search text from the filter field.
	Click to display or hide optional columns.
	SmarTest software version number with which the license is associated.

Control	Description
	Enters the remaining count to the Activate field of the associated license.
	Enters the remaining count of all license to the Activate field.
 23.09.2018	Select a license period start date from the calendar.

Revision #1

Created 2025-10-15 09:58:35 CEST by Ekaterina Nikitina

Updated 2025-10-15 09:58:35 CEST by Ekaterina Nikitina